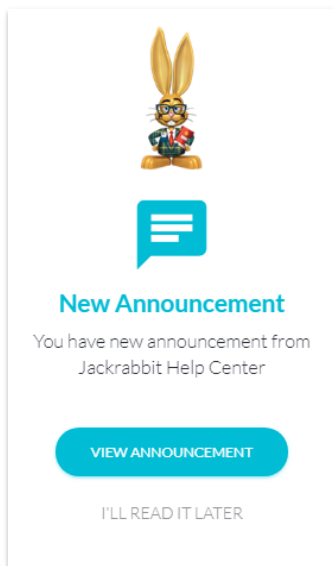


# Send a Public Message to all Parent Portals - News & Announcements

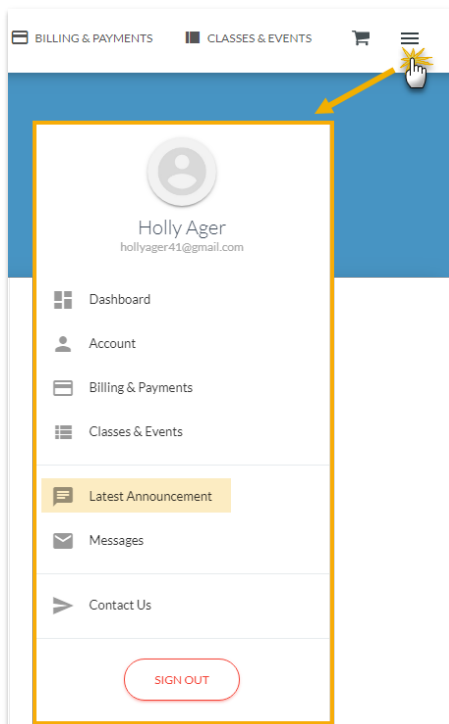
Last Modified on 11/03/2020 12:30 am EST

If you have information that you would like to make known to **all** of your existing customers, you can add it to the *News & Announcements* section from the *Tools* menu > *Parent Portal*.

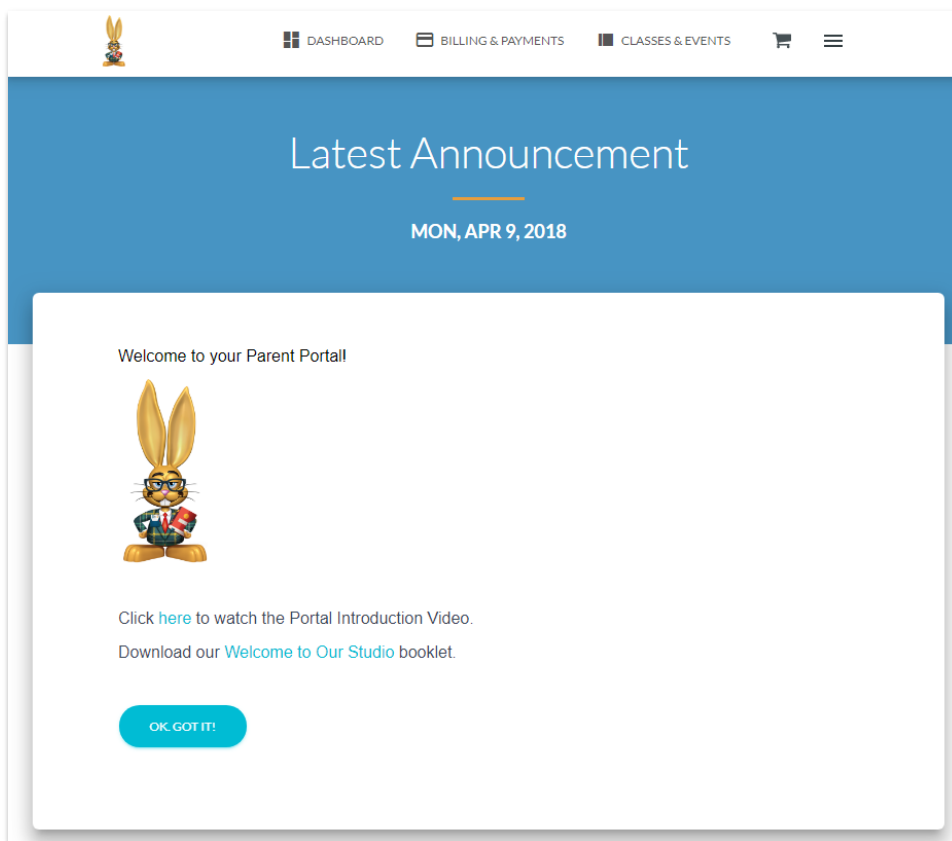
When a parent logs into their Portal for the first time after a new announcement has been added, they will see an alert to let them know there is new information to review.



Parents can also access this information from the sidebar menu > *Latest Announcement*.



Portal News & Announcements is an excellent way to broadcast deadlines, reminders, cancellations, etc.



## To add Portal News & Announcements:

1. Go to the **Tools** menu and drop down to **Parent Portal**.
2. Select the **News and Announcements** tab.
3. Click the small **Edit** link in the upper left. Enter your information using the icons to edit your fonts, colors, add hyperlinks, etc.
4. Save Changes.



*Remember to delete out Announcements once they have passed.*