

Schedule an Email to be Sent at a Later Time

Last Modified on 11/03/2020 12:32 am EST

Emails can be scheduled up to 90 days in the future using the *Send Later* button on the email *Preview* screen.


When you preview an email that was created in Jackrabbit, you have the option to send the email immediately or schedule the email to be sent at a later date/time.

Jackrabbit

Preview

[Return](#) [Send Now](#) [Send Later](#) [Help](#) [Send Idea](#)

Results
Deliver To: Contacts and Students
Email Replies Sent To: jackrabbithelpcenter@gmail.com
Subject: Bring a friend to class
Message: [Hide Message](#)



Bring a Friend
to
Class

Does your child LOVE coming to class and want to share that experience with friends?

We would like to invite your child to bring a friend to class during the week of July 10th - July 15th?

We look forward to meeting them!

Message Length: 219

Matched Recipients

View 1 - 28 of 28 [Print](#) [Export](#) [Refresh](#)

| Type | Acct/Family Name | Balance | Name | Email | Check All |
|---------|------------------|---------|-------------------|--------------------------|-------------------------------------|
| Contact | Ager | 0.00 | Holly Ager | hollyager41@gmail.com | <input checked="" type="checkbox"/> |
| Contact | Andrews | 95.00 | Stephanie Andrews | stephandrewsjr@gmail.com | <input checked="" type="checkbox"/> |
| Contact | Brown | 125.00 | Janice Brown | jbrown@email.com | <input checked="" type="checkbox"/> |

The recipient list for the scheduled email is generated and attached to the email based on the search criteria used **on the date you create the email**.



An email scheduled to be sent on a future date will only include recipients that matched your selection criteria at the time you created the email. It is not updated, prior to being sent, to include any students who enrolled after you created the email, nor will it exclude any students who may have dropped since that date.

To schedule an email to be sent later:

1. Compose your email (for example from *Families > Email/Text Families*).
2. Using the various search criteria, choose who the email is being sent to.
3. **Preview List.**

4. Clear the check box for any email address you don't want to receive the email.
5. Select **Send Later**.
6. Select the **Date** and **Time** you want the email to be sent. *Note: The email will be sent based on the Time Zone designated in Tools > Edit Settings > Time Date Settings.*

Email - Send Later

Send Later Details

Deliver To: Contacts and Students


Email Replies Sent To: jackrabbithelpcenter@gmail.com

Subject: Bring a friend to class

When do you want to schedule this email?

Jackrabbit can send this email up to 90 days from today. Pick a date and time below. [?](#)

Date



Time

This email will be sent based on (GMT-05:00) Eastern Time (US Canada).

You can edit your Default Time Zone in [Tools > Edit Settings](#).


Send Later

Cancel

7. Select **Send Later**.

You will receive a confirmation that your email has been scheduled.

Your email is scheduled to be sent 06/14/2017 05:00 PM

 Preview, edit, or cancel this email before the scheduled Date/Time by going to [Scheduled Emails](#)

When your email is on the way, you'll be sent a confirmation email listing all the recipients.