

# Student Detail Report

Last Modified on 12/21/2020 9:47 am EST

The **Student Detail** report provides you with a list of students based on filters (Search Criteria) you select.

You can find this report in the *Reports* menu. Go to **Reports > Families / Students > Recommended (tab) > Student Detail (Formerly Student Birthday Report)**.

- ★ Customize a student report with filters including: Age, Birth Month, Gender, and classes they are enrolled in.
- ★ Send an email to all, or only some, of the students directly from the report results.
- ★ Sort and filter columns of report results using the flexible grid design.



If you use this report frequently, make it a [Favorite Report](#) for quick and easy access!

## Business Scenario

You would like to email your families with students who have birthdays in May and invite them have a birthday celebration at your facility.

To create this report, select the following Search Criteria: *Birth Month* = **May**. The report results will include all students with a birthday in the month of May.

## Search Criteria

You can filter your list of students using any or all of the available Search Criteria and Jackrabbit will compile a report of students who meet ALL of the criteria chosen. In this example, we have selected May.

**Search Criteria** **Favorites** **Save Favorites** **Refresh**

Run Student Detail report using search criteria below.

Location:

Active:  (Yes=Currently Enrolled Students Only)

Age From:  Age Through:  Gender:

Birth Month:




Enrolled in Classes (Category1):

City:  State/Prov:  Zip/Post Code:

Gender will display by default unless Hide Gender is enabled in Organization Defaults.

## Report Results

The report results can be further customized to show or hide columns of information, sort and filter columns, or modify column width. You can send an email or print directly from the report results.

- **Send Messages** - leave the 1st column unchecked and click on the *Send Message (icon)*  to send birthday emails to all students in the grid. Or you can select a single student or group of students in the 1st column to send a message.
- **Refresh the data** - click the *Refresh Grid (icon)*  to update results in the grid if you make updates.
- **Print or Export** - click the *More (icon)*  to print or export the data to Excel.

**Note:** Depending on the width of the report, reduce the size/scale of the report so all the columns print.

Student Detail										
<a href="#">← RETURN</a>										
Showing 30 of 30 Students <a href="#">HELP WITH GRIDS</a>										
Drag a column header and drop it here to group by that column										
<input type="checkbox"/>	FIRST NAME	LAST NAME	AGE	BIRTH DATE	CLASSES	FAMILY NAME	CONTACT	TYPE	EMAIL	HOME PHONE
<input type="checkbox"/>	Adrianne	May	8 yrs	May 2, 2012		May	Sherry May	Mother	sherrymay@email.com	
<input type="checkbox"/>	Jean	Chaffee	15 yrs	May 3, 2005	Tap - Adv - M-F 3pm(250)	Chaffee	Christine Chaffee	Mother	cchaffee@email.com	
<input type="checkbox"/>	Michelle	Givens	15 yrs	May 3, 2005		Givens	Diane Givens	Mother	dgivens@example.com	
<input type="checkbox"/>	Rebecca	Rode	16 yrs	May 5, 2004		Rode	Abby Rode	Mother	arode@mail.com	(704) 999-6244
<input type="checkbox"/>	Kyle	Saunders	10 yrs	May 6, 2010	Dolphins - Adv - W(85)	Saunders	Teresa Saunders	Mother	tsaunders@mail.com	
<input type="checkbox"/>	Katie	Campbell	10 yrs	May 7, 2010		Campbell	Carrie Campbell	Mother	ccampbell@email.com	
<input type="checkbox"/>	Tory	Culbertson	9 yrs	May 7, 2011		Culbertson	Tracey Culbertson	Mother	tculbertson@email.com	
<input type="checkbox"/>	Jake	Lane	8 yrs	May 7, 2012	Little Otters - Beg - M(50)	Lane	Jaime Lane	Mother	jlane@email.com	



Refer to **Work with Grids in Jackrabbit** for more details on how easy and flexible these grids are to work with. You can filter, sort, hide, lock, and adjust your report results.